

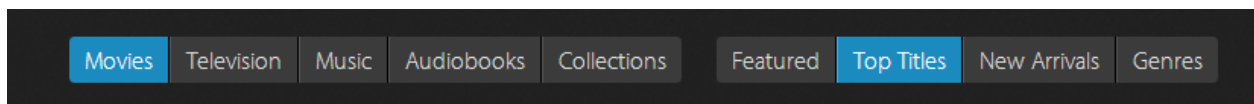
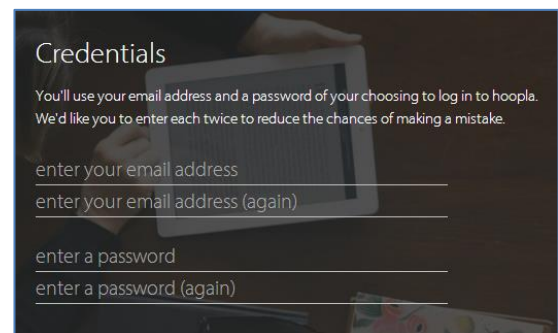
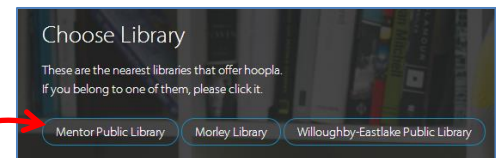


Hoopla – eAudiobooks, Movies, Music, & TV

Have you ever wanted to watch movies & TV, listen to music or eAudiobooks on your Computer, Tablet, or Smartphone? Use Hoopla, MPL's multimedia streaming service. (Note: you can check out 10 items a month.)

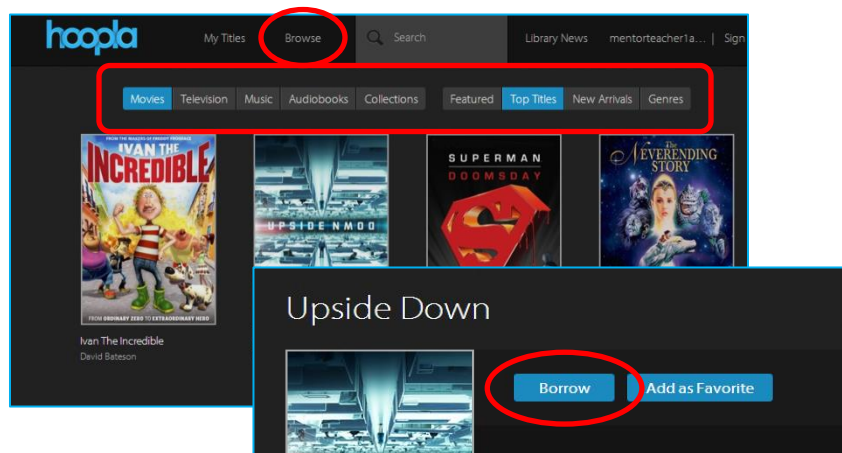
Set up your Hoopla Library Account:

1. Go to www.Mentorpl.org.
2. Click on the **Hoopla!** logo.
3. Returning users please Sign In.
4. New users please *Create an Account*.
 - a. Read the User Terms & Conditions. Click **Continue**
 - b. Choose Mentor Public Library from the list of libraries provided.
 - c. Input your library card number.
 - d. Fill in your personal information (email address & password).
 - e. Click **Continue**.

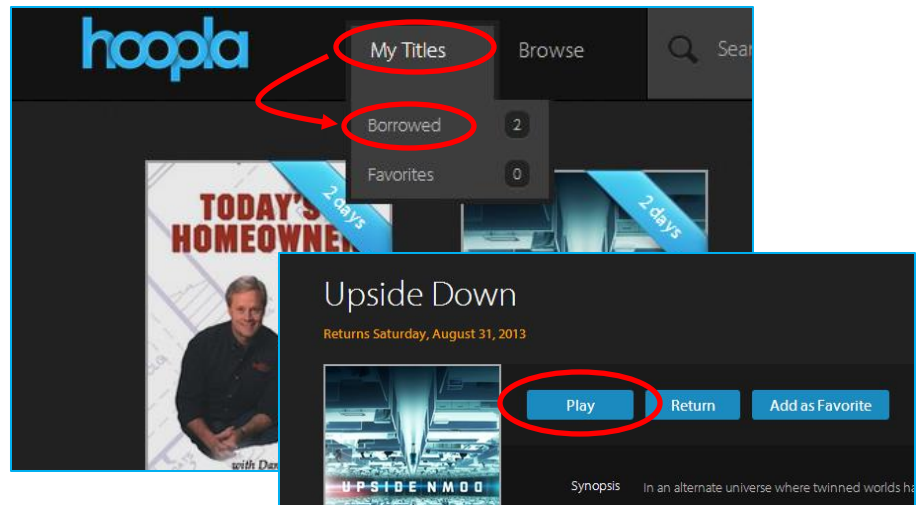


Check out items in Hoopla

5. **Sign in** to Hoopla.
6. **Browse** Hoopla to find an item.
7. Click on the item.
8. Click **Borrow**.



9. The item will become available under the **My Titles** link.
10. Click **My Titles**.
11. Click **Borrowed**.
12. Select the desired item.
13. Click **Play**.



Hoopla check out limits:

- 10 items per month

Lending Periods:

- TV & Movies – 3 day
- Music – 7 days
- eAudiobooks – 3 weeks

Items will automatically return themselves at the end of the lending period.

This service streams the item to your computer. If you use the Hoopla app on a mobile device, items can be downloaded to the device.

Each TV episode counts as 1 item checkout.

To create a "Waiting list":

- Open the item.
- Click **Add as Favorite**.

Open your My Titles and open your Favorite list to see items. In this manner, your Favorite list can become a Waiting List.