




Downloading eBooks on Tablets & Smartphones (Libby - Overdrive)

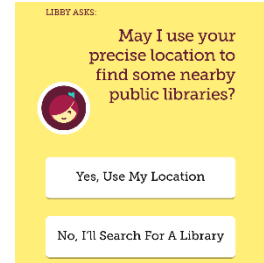
Get The Libby App:

1. Search for **Libby** in your app market.
2. Select **Libby**.
3. Touch the **Free/Install/Get** button.
4. Open **Libby**.



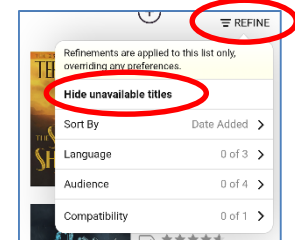
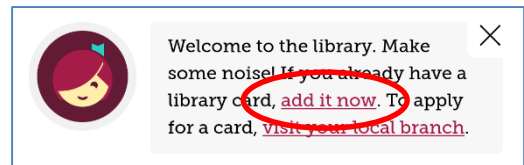
Select Library in the Libby App:

1. Select **Find My Library**.
 - a. Tap **Yes, Use My Location** to use your mobile device's GPS
2. Tap **No, I'll Search for a Library** and enter your zip code (44060) into the box.
3. Select **Mentor Public Library** from the list.
4. Click on the link to add your library card number and click **Sign In**.

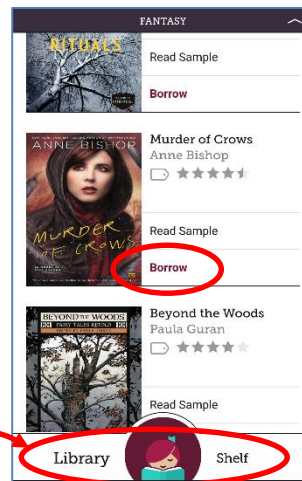


Get a Book:

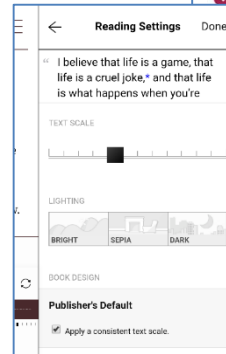
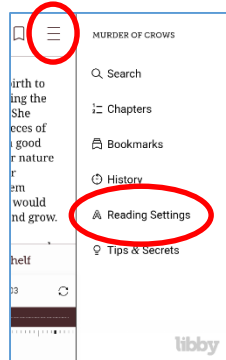
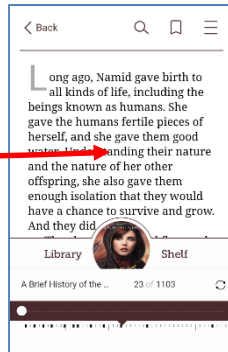
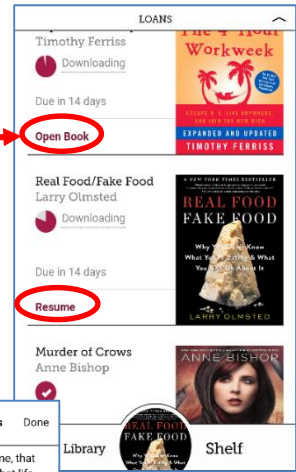
1. Open the **Libby** app.
2. Browse or search the Mentor Public Library collection for the title you want.
 - a. Look at the books featured on Libby's main page.
 - b. Search by book title or author by clicking on the Search button (Q) and then typing in the bar that appears.
 - c. To browse by category, scroll down the main page find the *Popular Collections* section. Tap on the desired genre. To see more, tap **Explore our collections**. Pick the desired format and category.
 - d. You can narrow the search by tapping **Refine** and choosing "**Hide Unavailable Titles**" from the filter.



3. When you find a book you're interested in:
 - If the item is Available, tap **Borrow**.
 - The item's page will open. Tap **Borrow** to get the item.
 - If the item is checked out to someone else, select **Place a Hold** to get on the waiting list. You will be will emailed when the title becomes available.
4. Tap **Library** to continue browsing the library's materials.



5. Tap **Shelf** to see and/or read your checked out items.
 - a. Tap **Open Book** to read your item.
 - b. Tap **Resume** to continue reading a previously opened item.
6. Once the book is opened, you can change the font, size, etc
 - a. Tap in the center of the page. Tap the Menu (≡) button.
 - b. Tap **Reading Settings**.
 - c. Make any desired changes.



Return Library Books Early:

1. Open the **Libby App**.
2. Go to your **Shelf**.
3. Tap on the item to be returned.
4. Tap **Return Title** to the Library.

- You can have up to 10 items out
- eBooks checkout for up to 2 weeks
- Borrowed eBooks return themselves.
- A “**Renew Loan**” button can be found in the book details on the Shelf screen. Tap **Renew Loan**.

