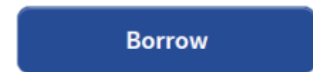
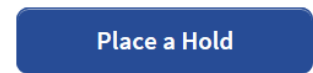
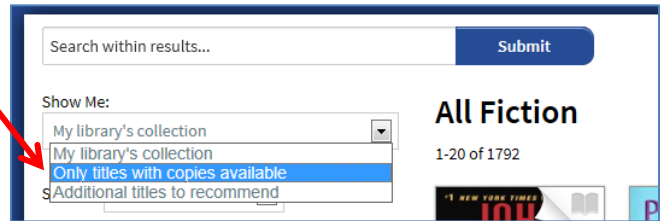
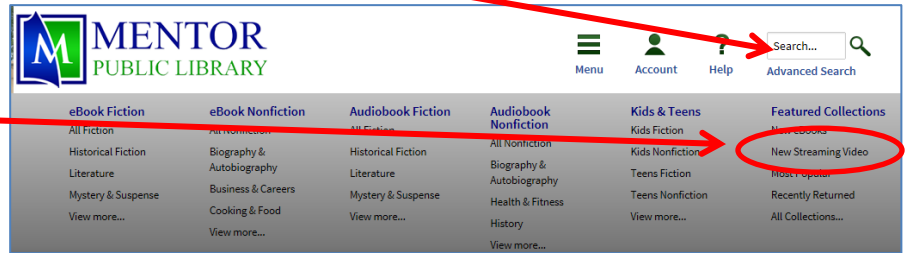
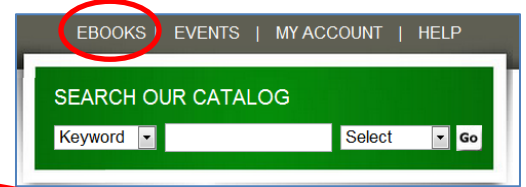


# Streaming Video with OverDrive

## Get a Video:

- Go to [www.mentorpl.org](http://www.mentorpl.org).
- Click on the **EBOOKS** link in the grey line at the top of the screen.
- Browse or search our collection for the title you want.
  - Search by video title by typing in the search bar.
  - Browse by category by clicking the appropriate category link in the grey bar.
  - You can narrow the search by choosing "Only titles with copies available" from the Show Me: box.
- When you find a video you're interested in, click on it.
  - If the video is currently checked out to another patron, select **Place a Hold** to get on the waiting list. OverDrive (our eBook downloading service) will email you when the title becomes available.
- If the book is available for check out, select **Borrow**.
- Enter your library card number. (All 14 digits, no spaces.)
- Select **Play (Streaming Video)**.
  - A new window will open and the video will begin playing.
  - To pause the video, see the video's timing, make it full screen, change its volume, etc. hover your mouse over the video screen. An option bar will appear under the video. Make your desired changes.



Pause/Play



Current Time

Video Duration

Volume



- You can have up to 5 items out at a time.
- Videos check out for 3 days.
- Some videos can be renewed.
- Borrowed videos return themselves at the end of your checkout time.

- To stream videos onto a computer, you'll need an up-to-date web browser (such as Chrome, Firefox, Safari, or Internet Explorer) with Flash installed.
- Mobile devices with browsers that support HTML5 will also be able to stream videos.
- Please note that streaming video can consume a lot of data, so if you're on a mobile plan with a data cap, we recommend using a Wi-Fi connection when streaming on your mobile device to avoid data overages.

