

Cricut Maker @ The HUB

Precision cut or draw graphics for use in a variety of creative projects!

Equipment used: Cricut Maker, and the following accessories:

- **Cricut Access***—Cricut’s library of 100,000+ images and 400+ fonts
- **Cutting Mats**
 - *Light Grip* mat (11.5” x 11.5”)
 - Printer paper
 - Thin cardstock
 - Vellum
 - Vinyl
 - *Standard Grip* mat (11.5” x 23.5”)
 - Cardstock
 - Pattern paper
 - Embossed cardstock
 - Iron-on vinyl (HTV)
 - *Fabric Grip* mat (11.5” x 11.5”)
 - Most fabrics that are not stiffened/stabilized



- **Cutting and Scoring Tools**
 - Premium Fine-Point Blade
 - Knife Blade
 - Rotary Blade
 - #41 Engraving Tip
 - #01 & #02 Scoring Wheel Tips
- **Fine Point Pen set** (30 colors)
- **Washable Fabric Pen** (blue)

Software used: Cricut [Design Space](#)

Materials: The Cricut Maker can work with a variety of material types. See the materials listed in the “Cutting Mats” section above, or search for ideas online! (Make sure we have the mats and/or tools needed for the project!)

Bring in your own, or purchase at The HUB:

- Cardstock in a variety of colors
- Glitter cardstock in a variety of colors
- 6” x 8” Special decorative paper
- 12” x 12” Holiday decorative paper

Tips for Selecting an Image

At The HUB, you can make use of the Cricut Access* library of 400+ fonts and 100,000+ images. If you want to look at this library beforehand, you can create a free Cricut account and sign into [Design Space](#) on any Internet-enabled device.

If you prefer to provide your own image, see **Page 2** for more information.

Bringing Your Own Image

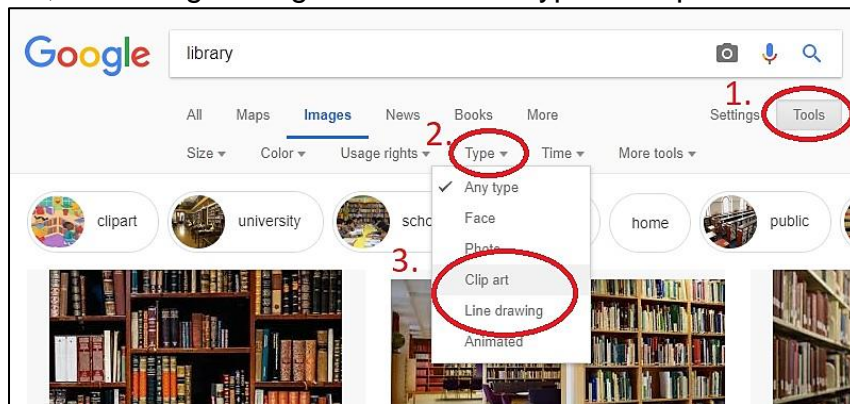
Save your image to a flash drive or attach it to an email to yourself so that you can access it from a computer in the Makerspace. **See examples of good and bad image choices below.**

File format: Vector files are preferred (.SVG, .DXF, etc.), but basic image files (.JPG, .BMP, .GIF, .PNG, etc.) may be converted into usable vector files.



- You'll get the best results using images with:
 - Higher resolution
 - Thick, clear outlines
 - No small or intricate parts



- To search online, use Google Images → Tools → Type → Clip Art or Line Drawings



Examples of Good and Bad Image Choices for The HUB's Cricut Maker

Object	Good	Bad
Video Game Controller		
Butterfly	